

Parent Meeting Set 1 Sounds





Teach a child to read and keep that child reading and we will change everything.

And I mean everything.

Jeanette Winterson

What is phonics?

Sounds (graphemes)

m	a	t
---	---	---

mat

sh	i	p
----	---	---

ship

demonstrate, containing, roamed, trivial, injured,
whimper

Some codes are easier than others

English



44 speech sounds
26 letters
150+ graphemes

Spanish



24 speech sounds
26 letters
29 graphemes

The simple code: Set 1 and 2 sounds

Consonant sounds – stretchy

f	l	m	n	r	s	v	z	sh	th	ng
										nk

Consonant sounds – bouncy

b	c	d	g	h	j	p	qu	t	w	x	y	ch
	k											

Vowel sounds – bouncy

a	e	i	o	u	ay	ee	igh	ow
---	---	---	---	---	----	----	-----	----

Vowel sounds – stretchy

Vowel sounds – stretchy

oo	oo	ar	or	air	ir	ou	oy
----	----	----	----	-----	----	----	----

The complex code: Set 3 sounds

Consonant sounds

f	l	m	n	r	s	v	z	sh	th	ng
ff	ll	mm	nn	rr	ss	ve	zz	ti		nk
ph	le	mb	kn	wr	se		s	ci		
					c		se			
					ce					

b	c	d	g	h	j	p	qu	t	w	x	y	ch
bb	k	dd	gg		g	pp		tt	wh			tch
	ck				ge							
	ch				dge							

Vowel sounds

a	e	i	o	u	ay	ee	igh	ow
	ea				<u>a-e</u>	<u>e-e</u>	<u>i-e</u>	<u>o-e</u>
					ai	y	ie	oa
						ea	i	o
						e	y	

oo	oo	ar	or	air	ir	ou	oy	ire	ear	ure
<u>u-e</u>			oor	are	ur	ow	oi			
ue			ore		er					
ew			aw							
			au							

Speed Sounds Set 1

Consonant sounds – stretchy

f	l	m	n	r	s	v	z	sh	th	ng
										nk

Consonant sounds – bouncy

b	c	d	g	h	j	p	qu	t	w	x	y	ch
	k											

Vowel sounds – bouncy

a	e	i	o	u
---	---	---	---	---

Vowel sounds – stretchy

ay	ee	igh	ow
----	----	-----	----


Vowel sounds – stretchy

oo	oo	ar	or	air	ir	ou	oy
----	----	----	----	-----	----	----	----

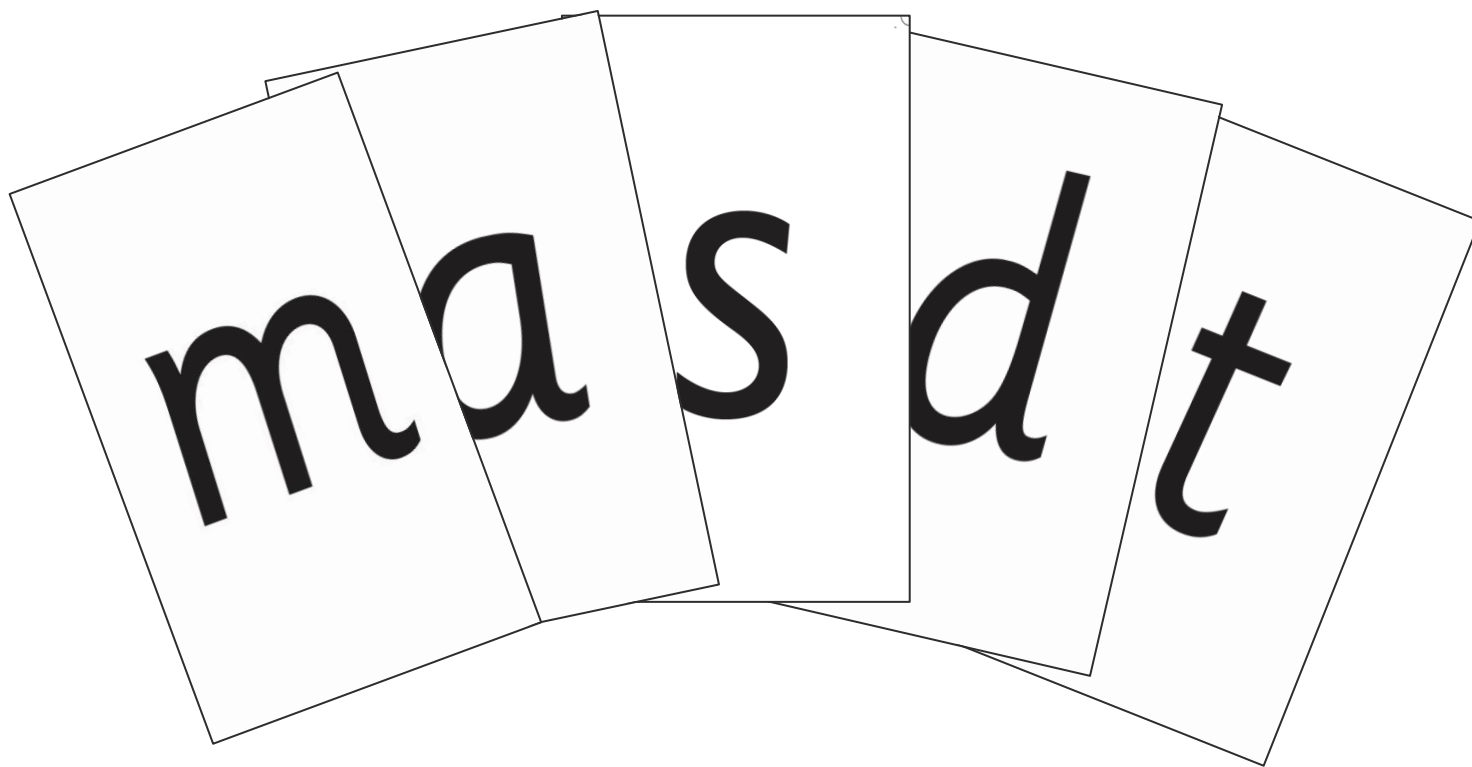
Pure Sounds (ruthmiskin.com)

Sound pronunciation guide

Name the pictures



Teach something new...review,
review review!



Speedy sounds + Fred =
decoding



+



Virtual Classroom



How do I use the Virtual Classroom?

1. Set aside 5 minutes to watch a film with your child each day.
2. Find a quiet space for your child to watch the film on a laptop or tablet.
3. Praise your child as they join in with the lesson – make it fun!

The more they practise using these films, the quicker they'll learn to read.





Practice at home

Initial sounds week 1

Like reading a book, get your child to point to each sound as they say it. Start with the top row.

m	a	s	d	t
t	d	a	s	m
a	s	d	t	m
d	m	t	a	s
s	t	m	a	d

Starting sound. What is the picture? Does it start with a or a ?

s		a
t		f
p		d
o		a



Ditty 2: tag

Speed Sounds - read the sounds (not the letter name)

t a s d g n m i


Green Words - read these words by blending the sounds together

is dad it nan am tag

Red Words - read these words but tell your child the word if they get stuck


I

tag
dad is it
tag
nan is it
tag
I am it



Remember not to read the Ditty to your child first.
As your child reads the Ditty, be patient and give your child plenty of praise.

© Oxford University Press 2020. This page may be reproduced for use solely within the purchaser's school or college.



Read Write Inc.

Teaching letter formation

This works best if your child practises for a short time every day.

1. Show the picture side and air-write as you say the phrase.
2. Ask your child to practise in the air with you.
3. Using a sharp pencil and sat at a table, encourage your child to have a go.
4. Praise your child for their efforts.

m Maisie, mountain, mountain
a round the apple, down the leaf
s slither down the snake
d round his bottom, up his tall neck and down to his feet
t down the tower, across the tower
i down the body, dot for the head
n down Nobby, over his net
p down the plait and over the pirate's face
g round her face, down her hair and give her a curl



What can I do?

1. Use pure sounds rather than letter names.
2. Teach the picture names.
3. Practise reading sounds speedily.
4. Watch the Virtual Classroom films together.
5. Use the handwriting phrases to practise writing.

Teaching a Set 1 sound



Teach spelling using Fred Finger

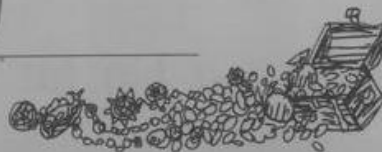


Write a wanted poster

Wanted:
Red Hat Rob



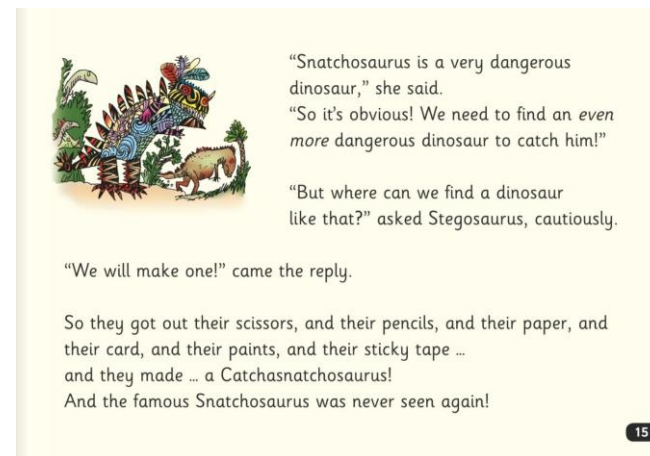
Hee has a fed hat.
Hee has a blue jacket.
Hee has a I Patch.
Hee is fool. Hee has a
fether in his hat.
Hee is vishous. Hee has
a sword. Hee has a
a niggles fas. Hee sor
a cash box and
wantid to get it.



**Writing
with
the
simple
code**

Read Write Inc.

Three reads



'Special Friends', 'Fred Talk'

1.6

ship

"Get off **my** ship!" **said** Black Hat Bob.

"**No**," **said** Red Hat Rob.

"**I** will not."



Red Words

I

said

This is Red Hat Rob.



“I will grab that cash box,” he said.



At five years old:

Never read to - 4,622 words

1-2 times a week - 63,570 words

3-5 times a week - 169,520 words

Daily - 296,600 words

Five books a day - 1,483,300 words

Science Daily (2019)

<https://www.sciencedaily.com/releases/2019/04/190404074947.htm>

Talk with children

Cooking:

ingredients, heavy, light, knead, yeast, dough, temperature, moisture, creamy, whisk...

Walks:

narrow, wide, curved, symmetrical, mottled, speckled, spiky, sharp, thorn...



Teach a child to read and keep that child reading and we will change everything.

And I mean everything.

Jeanette Winterson

Online resources available

Ruth Miskin Families Page:

<https://www.ruthmiskin.com/parentsandcarers/>

Ruth Miskin Facebook:

<https://www.facebook.com/miskin.education>

Free e-books for home reading:

<http://www.oxfordowl.co.uk/Reading/>

Parents carers and families webpage



Any questions?

